

# Data Sheet



receiver 17A007/9

3170 - 3021440  
Version: 1 27-AUG-2010

## Description

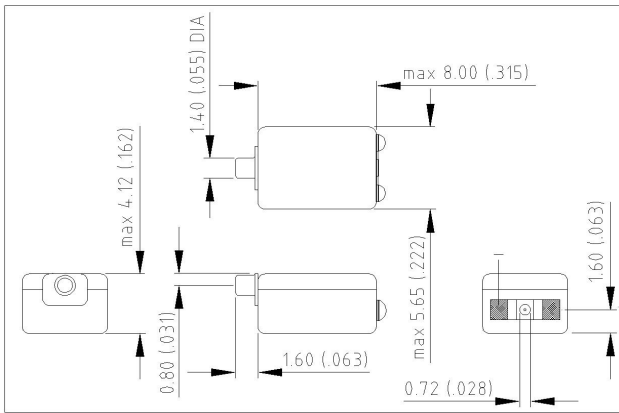
Miniature magnetic receiver (balanced armature type) for use in hearing instruments and advanced audio applications.

## Features

- Extended bass by tuned back vent and inductive coil
- Ideal for use as woofer in multiple receiver IEM applications



## Dimensions in mm (inch)

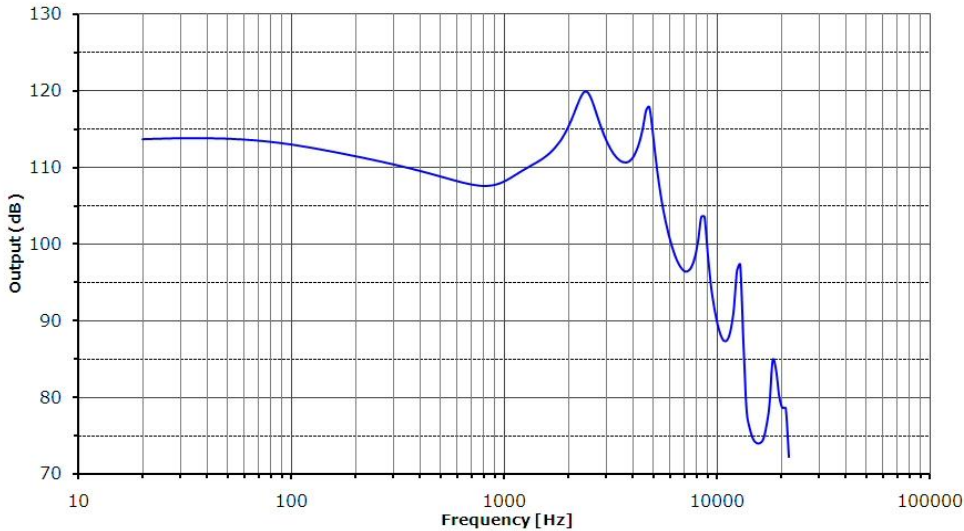


## Mechanical Data

Weight	0.69 gr.
Case material	Ni80Fe20
Solder pad content	Sn96.5Ag3.0Cu0.5
Dimensions	Refer to outline drawing

## Typical response curve

Refer to specifications section for measurement conditions.



Sonion reserves the right to make changes at any time to improve reliability, function or design, in order to provide the best product possible. Receivers series of this type can produce very high sound pressure levels. When such receivers are applied in hearing instruments or other communications equipment special attention should be paid to this capacity in order to prevent possible hearing damage.

# Data Sheet



receiver 17A007/9

3170 - 3021440  
Version: 1 27-AUG-2010

## Specifications

The acoustic termination consist of: 11x1.9mmID + 4.5 x 1.4 mm ID into IEC 711 coupler. Drive is voltage drive of 0.100 V RMS unless specified otherwise.  
Environmental conditions: 23 °C (73.4F), 50 %RH.

Acoustic parameters		Mn	Typ	Max	Unit	Comments
Sensitivity	@ 30 Hz	111.5	114	116.5	dB	
	@ 100 Hz	110.5	113	115.5	dB	
	@ 400 Hz	107	109.5	112	dB	
	@ 1000 Hz	106	108.5	111	dB	
Peak 1	frequency	2200	2400	2600	Hz	
	output	117	120	123	dB	
Valley 1	frequency	3450	3700	3950	Hz	
	output	107.5	110.5		dB	
Peak 2	frequency	4500	4750	5000	Hz	
	output	115	118	121	dB	
Valley 2	frequency	6900	7150	7400	Hz	
	output	93.5	96.5		dB	
Peak 3	frequency	8250	8550	8850	Hz	
	output	99	104	109	dB	
THD	@ 1/3 peak		2.6	5	%	
	@ 1/2 peak		1	5	%	
Maximum output @ peak frequency		137	138		dB	50 mVA input

Electric parameters	Mn	Typ	Max	Unit	Comments
Impedance @ 1000 Hz	44.8	56	67.2	Ohm	
Impedance @ 500 Hz	28.8	36	43.2	Ohm	
DC resistance @ 20 °C	21.3	25	28.8	Ohm	
DC bias current range					

Additional parameters	Mn	Typ	Max	Unit	Comments
Shock resistance	13000			g	90% survival rate with THD @ 1/2 peak freq. < 10%
Storage temperature range	-40		63	°C	

A positive voltage applied to the negative terminal (-) will result in an increase in pressure at the sound outlet.

Sonion reserves the right to make changes at any time to improve reliability, function or design, in order to provide the best product possible.  
Receivers series of this type can produce very high sound pressure levels. When such receivers are applied in hearing instruments or other communications equipment special attention should be paid to this capacity in order to prevent possible hearing damage.

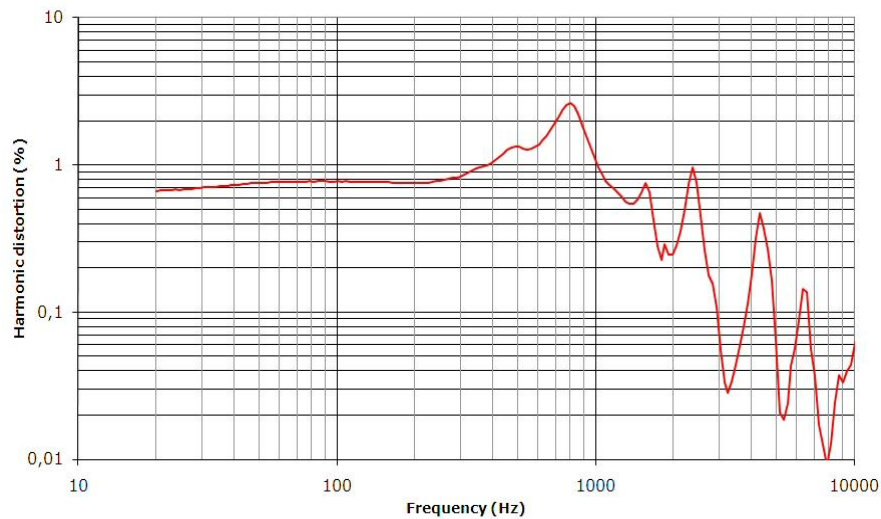
# Data Sheet



receiver 17A007/9

3170 - 3021440  
Version: 1 27-AUG-2010

## THD vs Frequency, typical, nominal input



Sonion reserves the right to make changes at any time to improve reliability, function or design, in order to provide the best product possible. Receivers series of this type can produce very high sound pressure levels. When such receivers are applied in hearing instruments or other communications equipment special attention should be paid to this capacity in order to prevent possible hearing damage.